


MINEAR 3/8"

DIRECT
RECESSED, SURFACE



From the Minear Collection of miniature, made-to-order luminaires, the 3/8" profile is the smallest in the Minear Collection, offering a clean line of light for highly detailed or space-limited applications. Recessed or surface mounted, it is ideal for millwork, shelving reveals, and fine architectural details. With its minimal footprint, the fixture delivers consistent output while maintaining the collection's precise, controlled illumination.

SENSORS
For latest information on sensors, click [here](#).

Minear Brochure



IC RATED



MINEAR 3/8"

DIRECT
RECESSED, SURFACE



Project: _____

Type: _____

Order Guide

| LUMINAIRE ID | DISTRIBUTION | OPTIC | LIGHT SOURCE | CRI | LUMEN PACKAGE |
|---|-------------------|--|--------------------------|--|--|
| | D | BLO | SW | | |
| MIN03R - Minear 3/8" Recessed MIN03S - Minear 3/8" Surface | D - Direct | BLO - Balanced Lambertian Optic | SW - Static white | 80CRI - 80+ CRI 90CRI - 90+ CRI | 150LMF ¹ - Hypo output 150 lm/ft 200LMF ¹ - Low output 200 lm/ft 350LMF - Medium output 350 lm/ft ¹ Minimum fixture length is 3'. |

| COLOR TEMPERATURE | LUMINAIRE LENGTH | VOLTAGE | DRIVER ⁴ | ELECTRICAL |
|--|---|---|---|-----------------------|
| | | | | 1C |
| 27K - 2700K 30K - 3000K 35K - 3500K 40K - 4000K 50K - 5000K | #FT#IN ² - Specify nominal length (#) in 1' and/or 4" increments Standard nominal lengths: Single units: 1' to 8' Continuous runs: lengths over 8' ² A joiner bridge is visible every 8'. | 120V - 120V 277V - 277V UNV - 120V-277V 347V ³ - 347V ³ Available with RD1 driver only. | REMOTE RD1 - 1% 0-10V RELV ⁵ - ELV 120V RTRI ⁵ - TRIAC 120V RDA ^{6,7} - DALI RLDE1 ^{6,7} - Lutron Hi-lume 1% Eco RELD1 ⁷ - eldoLED 1% ECOdrive 0-10V RELD0 ⁷ - eldoLED 0.1% SOLOdrive 0-10V ⁴ Remote driver box is provided. ⁵ Available with 120V only. ⁶ Minimum fixture length is 3'. Consult factory for details. ⁷ On-site commissioning is required. | 1C - 1 circuit |

| MOUNTING ⁸ | | FEED LOCATION ¹⁰ | WIRE HARNESS LENGTH ¹¹ | FINISH ¹² |
|---|---|--|---|---|
| | | TF | | |
| RECESSED DMF ⁹ - Drywall mud flange | SURFACE UCC - Universal ceiling clip | TF - Top feed ¹⁰ 6" quick connector feed. | 10FT - 10' 20FT - 20' 30FT - 30' 50FT - 50' 70FT - 70' 90FT - 90' ¹¹ Low-voltage, plenum-rated wire harness for remote driver. | FTMW - Matte white FTMB - Matte black AL - Aluminum CF# - Custom finish, specify RAL# ¹² See page 5 for more finish options. |

⁸The mounting option selected must reflect the luminaire ID.
⁹Fixture is installed with surface clips.

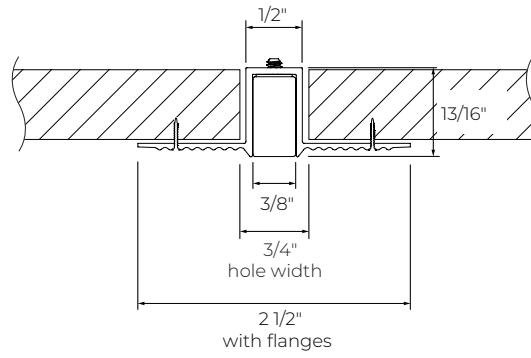
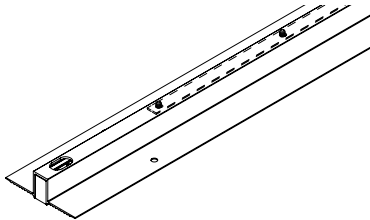
MINEAR 3/8"

DIRECT
RECESSED, SURFACE



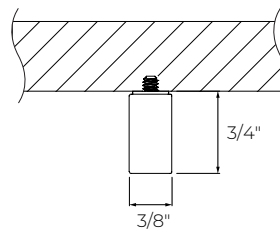

Dimensions

Recessed



DMF - Drywall mud flange

Surface



UCC - Universal ceiling clip

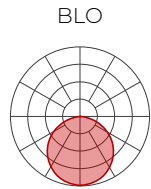
MINEAR 3/8"

DIRECT
RECESSED, SURFACE



Photometrics

Values calculated based on a 4' fixture at 3500K.



| LM/FT | W/FT | LM/W |
|-------|------|------|
| 150 | 2.3 | 66 |
| 200 | 3.0 | 67 |
| 350 | 5.1 | 68 |

MULTIPLIER TABLE

Use this table to get results for different color temperatures.

| CCT | WATTS | | LPW |
|-------|-------------------|-------------------|-----|
| | 80+ CRI / 90+ CRI | 80+ CRI / 90+ CRI | |
| 2700K | 1.05 | 0.95 | |
| 3000K | 1.02 | 0.98 | |
| 3500K | 1.00 | 1.00 | |
| 4000K | 1.00 | 1.00 | |
| 5000K | 0.96 | 1.04 | |


MINEAR 3/8"




DIRECT
RECESSED, SURFACE

Fixture Finishes

Standard



FTMW - Matte White



FTMB - Matte Black

Custom

Neutrals



CRM - Cream



GRY - Gray



STG - Steel Gray




SAG - Sage Gray




BLB - Black Blue

Designer



ALM - Almond



RST - Rust Fine
Texture



GRB - Green Beige



YLW - Yellow



SLM - Salmon Pink



VIO - Pastel Violet



RED - Red



PRR - Purple Red



SMB - Storm Blue



DPB - Deep Blue



OCB - Ocean Blue



BLG - Blue Green



GNS - Green Smoke




MNG - Mint Green

Metallics



CHP - Champagne



DBZ - Dark Bronze




CNY - Canyon

Premium Custom

Neutrals



MOG - Moss Gray



QRZ - Quartzite
Texture




LMG - Lime Green



GLD - Gold



IRN - Iron Ore



SBP - Sandblast
Copper



SWD - Sandalwood

MINEAR 3/8"

DIRECT
RECESSED, SURFACE



Technical Specifications

OPTIC

Balanced Lambertian Optic (BLO)

The Balanced Lambertian Optic (BLO), made from high-quality satin-diffuse acrylic, uses a micro-textured surface to produce soft, uniform distribution with a glare-controlled falloff and a wide 110° beam, ensuring consistent illumination and visual comfort.

LIGHT SOURCE

Custom array of mid-flux LEDs are cartridge-mounted with quick-connect wiring to facilitate service and thermal management. Available in 2700K, 3000K, 3500K, 4000K, and 5000K with a minimum 80+ CRI and an option for 90+ CRI with elevated R9 value. Color consistency maintained to within 3 SDCM. All LEDs have been tested in accordance with IESNA LM-80-08 and the results have shown L80 lumen maintenance greater than 60,000 hours. Absolute product photometry is measured and presented in accordance with IESNA LM-79, unless otherwise indicated.

LUMINAIRE LENGTH

Minear is available in standard lengths of 1' to 8'. Continuous runs are available for run lengths over 8', with a joiner bridge visible every 8'. Exact run length must be noted in the product code. The minimum length is 1', and can be ordered in 1' and/or 4" increments.

ELECTRICAL

Factory-set, adjustable output current LED driver with universal (120-277 VAC) input. Dimmable from 100% to 1% with 0-10V dimming control. Rated life (90% survivorship) of 50,000 hours at 50°C max. ambient (and 70°C max. case) temperature. At maximum driver load: Efficiency > 84%, PF > 0.9, THD < 20%. Other specifiable options include Lutron Hi-Lume 1% Eco, eldoLED 1% ECOdrive 0-10V, eldoLED 0.1% SOLOdrive 0-10V, ELV, TRIAC, and DALI protocol drivers. All of our standard 0-10V drivers are NEMA 410 compliant. ELV and TRIAC dimming performance (including minimum dimming percentage) subject to dimmer selection.

PoE

Depending on the PoE manufacturer selected, Lumenwerx will install the node in factory as either integral to the luminaire or as a remote module. These must be addressed and evaluated on a case-by-case basis.

MOUNTING

Recessed: Recessed fixtures can be mounted in drywall ceilings with a mud flange option. The fixture is secured with a clip.

Surface: Surface fixtures can be mounted directly to drywall and hard surface ceilings with a clip. Long runs require a minimum distance of 2" from the vertical wall.

FINISH

Matte white, matte black or aluminum powder coating. Custom finishes are also available.

CONSTRUCTION

Housing: Extruded aluminum

Lens: Acrylic

Mounting clip: Polycarbonate

End caps: Aluminum

WEIGHT

Recessed: 0.25 lb/ft - 115 g/ft

Surface: 0.14 lb/ft - 62.5 g/ft

CERTIFICATION

ETL: Rated for indoor dry/damp locations. Conforms to UL Standard 1598 and certified to CAN/CSA Standard C22.2 No. 250.0.

IC rated: Suitable for direct contact with insulation. For Recessed mounting only.

WARRANTY

Lumenwerx provides a five-year limited warranty on electrical and mechanical performance of the luminaires, including the LED boards, drivers, and auxiliary electronics. Lumenwerx will repair or replace defective luminaires or components at our discretion, provided they have been installed and operated in accordance with our specifications. Other limitations apply, please refer to the full warranty on our website.